


# How to Sort and Dispose of Recyclables and Garbage

To keep

**Please place recyclables and garbage at the collection point by 8:00 am on collection day.**

Collection times may vary significantly due to road conditions such as traffic congestions and road maintenance.



Page 1 - 2 Collection day by area

Page 3 Plastic containers and ♻️ packing

Page 4 Recyclables (PET bottles, glass bottles, cans and food trays)

Page 5 Recyclables (newspapers, magazines, paper, cardboard)

Page 6 Combustibles

Page 7 Non-combustibles

Page 8 Items that cannot be collected by the City

Page 9 - 10 Oversized garbage


Page 11 Announcements (Non-ordinary garbage disposal, pet burials etc.)

Page 12 Anti-Bird Netting and Recyclables Collection Goods Provided Free

Page 13 Used cloth (clothing)

Page 14 - 18 Recyclables and garbage sorting almanac

Conclusion: To all business operators in the city



Ree-chan  
Katsushika's character promoting garbage reduction and the 3R's

## Oversized Garbage (sodai gomi) Collection Reception Center

☎ 0570-099-799

(8:00am~7:00pm open every day \*excluding Year End and New Year holidays) Via Internet (24 hours \*excluding Year End and New Year holidays)  
[https://ecolife.e-tumo.jp/katsushika\\_sodai-u/](https://ecolife.e-tumo.jp/katsushika_sodai-u/)



## Home Appliance (Kaden) Recycling Reception Service Center

☎ 0570-087200

(air conditioners / TVs / washing machines / clothes dryers / refrigerators / freezers are unable to be collected as oversized garbage) (9:00 AM to 5:00 PM Monday to Friday \*excluding Year End and New Year holidays) Via internet  
<https://kaden23rc.jp>



# Recyclables and Garbage Collection Schedule

Area		Plastics	Recyclables	Combustibles	Non-combustibles	
'a' column	Aoto	1-,2-chome	Wed	Fri	Mon · Thu	2nd / 4th Tue
		3-, 4-, 5-, 6-chome	Wed	Fri	Mon · Thu	1st / 3rd Tue
		7-, 8-chome	Mon	Sat	Tue · Fri	2nd / 4th Wed
	Okudo	1- to 9-chome	Fri	Tue	Wed · Sat	1st / 3rd Thu
	Ohanajaya	1- to 3-chome	Sat	Wed	Mon · Thu	2nd / 4th Fri
'ka' column	Kanamachi	1- to 2-chome	Thu	Sat	Tue · Fri	2nd / 4th Wed
		3- to 6-chome	Fri	Tue	Wed · Sat	2nd / 4th Thu
		4- to 5-chome	Thu	Mon	Tue · Fri	1st / 3rd Sat
	Kamakura	1- to 4-chome	Fri	Tue	Wed · Sat	2nd / 4th Thu
	Kameari	1- to 5-chome	Mon	Sat	Tue · Fri	1st / 3rd Sat
	Kosuge	1- to 4-chome	Sat	Wed	Mon · Thu	2nd / 4th Fri
'sa' column	Shibamata	1-, 2-, 3-chome	Thu	Sat	Tue · Fri	2nd / 4th Wed
		4-, 5-, 6-, 7-chome	Fri	Tue	Wed · Sat	2nd / 4th Thu
	Shiratori	1-, 2-, 3-chome	Sat	Fri	Mon · Thu	1st / 3rd Tue
		4-chome	Mon	Sat	Tue · Fri	2nd / 4th Wed
	Shinkoiwa	1-chome	Tue	Thu	Wed · Sat	2nd / 4th Mon
		2-, 3-, 4-chome	Tue	Thu	Wed · Sat	1st / 3rd Mon
'ta' column	Takasago	1-chome	Fri	Tue	Wed · Sat	1st / 3rd Thu
		2-, 3-, 4-chome	Fri	Tue	Wed · Sat	2nd / 4th Thu
		5-, 6-, 7-, 8-chome	Thu	Sat	Tue · Fri	2nd / 4th Wed
	Takaramachi	1-, 2-chome	Sat	Wed	Mon · Thu	1st / 3rd Fri
	Tateishi	1-, 4-, 7-, 8-chome	Wed	Fri	Mon · Thu	2nd / 4th Tue
		2-, 3-chome	Sat	Fri	Mon · Thu	2nd / 4th Tue
		5-, 6-chome	Wed	Fri	Mon · Thu	1st / 3rd Tue

Collection day by area

Oversized Garbage Collection Reception Center ☎ 0570-099-799 From 8:00 am to 7:00 pm  
Applications accepted every day except Year End and New Year holidays (Dec 29 to Jan 3)

# Recyclables and Garbage Collection Schedule

Area		Plastics	Recyclables	Combustibles	Non-combustibles	
'na' column	Niijuku	1-, 3-chome	Thu	Sat	Tue · Fri	2nd / 4th Wed
		2-, 4-, 5-chome	Thu	Mon	Tue · Fri	1st / 3rd Sat
		6-chome	Thu	Mon	Tue · Fri	2nd / 4th Sat
	Nishi-Kameari	1- to 4-chome	Mon	Sat	Tue · Fri	1st / 3rd Wed
	Nishi-Shinkoiwa	1- to 5-chome	Tue	Thu	Wed · Sat	2nd / 4th Mon
	Nishi-Mizumoto	1- to 6-chome	Thu	Mon	Tue · Fri	2nd / 4th Sat
'ha' column	Higashi-Kanamachi	1- to 8-chome	Thu	Mon	Tue · Fri	1st / 3rd Sat
	Higashi-Shinkoiwa	1- to 8-chome	Fri	Thu	Wed · Sat	1st / 3rd Mon
	Higashi-Tateishi	1- to 4-chome	Wed	Fri	Mon · Thu	2nd / 4th Tue
	Higashi-Horikiri	1- to 3-chome	Sat	Wed	Mon · Thu	2nd / 4th Fri
	Higashi-Mizumoto	1- to 3-chome	Thu	Mon	Tue · Fri	1st / 3rd Sat
		4- to 6-chome	Thu	Mon	Tue · Fri	2nd / 4th Sat
	Higashi-Yotsugi	1- to 4-chome	Tue	Thu	Wed · Sat	2nd / 4th Mon
	Hosoda	1- to 5-chome	Fri	Tue	Wed · Sat	1st / 3rd Thu
	Horikiri	1- to 5-chome	Sat	Wed	Mon · Thu	1st / 3rd Fri
		6- to 8-chome	Sat	Wed	Mon · Thu	2nd / 4th Fri
'na' column 'ya' column	Mizumoto	1- to 5-chome	Thu	Mon	Tue · Fri	2nd / 4th Sat
	Minami-Mizumoto	1- to 4-chome	Thu	Mon	Tue · Fri	2nd / 4th Sat
'ya' column	Yotsugi	1-, 2-, 5-chome	Sat	Fri	Mon · Thu	1st / 3rd Tue
		3-, 4-chome	Sat	Wed	Mon · Thu	1st / 3rd Fri

Collection day by area

## Regarding non-combustible garbage collection days

DD/MM/2020

Sun	Mon	Tue	Wed	Thu	Fri	Sat
			1	2	3	4
5	6	7	8	9	10	11
12	13	14	15	16	17	18
19	20	21	22	23	24	25
26	27	28	29	30		

Using the calendar to the left as an example

The 1st and 3rd refers to the day occurring for the first time (1st, 2nd, 3rd, 4th, 6th, 7th) or the third time (15th, 16th, 17th, 18th, 20th, 21st) in the month.

The 2nd and 4th refers to the day occurring for the second time (8th, 9th, 10th, 11th, 13th, 14th) or the fourth time (22nd, 23rd, 24th, 25th, 27th, 28th) in the month.

# Plastic Containers and Packaging (with the plastic mark)

\* Please place garbage at the collection point by 8:00 am on collection day. \* Each household is limited to three 45 liter bags on one day.



## How to sort plastic containers and packaging.

Please put out clean items sorted according to the plastic mark.




This refers to plastic items such as containers, wrapping or bags, with the plastic mark, used to wrap or carry products.


### Bottles




### Bags, wrap and film



### Lids and bottle caps




### Cups and packs



Paper cups are **combustibles**

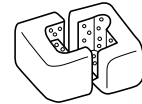
### Plastic food trays



### Tubes



### Packaging cushioning

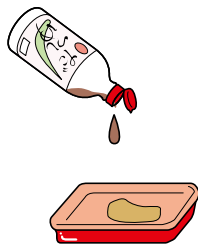


Paper cushioning are **combustibles**


\* Plastic items that cannot be cleaned or have an odor are **combustibles**.

## How to Dispose

① Make sure the container is empty



② Wash the container and dry. (Clean the container of oil drips and stickiness. Make sure the color of the contents does not remain.)



③ Place in a container with a lid, or in a transparent (or semi-transparent) plastic bag and dispose.



A container with a lid

OR




A transparent plastic bag

## Items that cannot be collected as plastic packaging

- Dirty items, or items that are difficult to clean, CDs, videotapes, toys and other plastic products that do not have the plastic mark
- Items without the plastic mark, and items that cannot be determined

### PET Bottles



⇒ **Recyclables**

### Everyday plastic items, clothes hangers etc.



⇒ **Combustibles**

### Plastics used in home medical treatments



⇒ **Combustibles**

# Recyclables (PET bottles, glass bottles, cans and plastic food trays)

\* Recyclables other than paper must be sorted by type

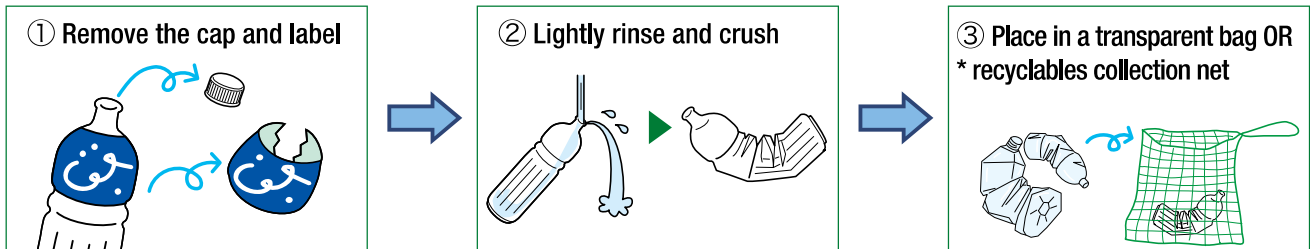
Please place garbage at the collection point by 8:00 am on collection day.

## ● How to dispose of PET bottles, glass bottles and cans

### PET Bottles

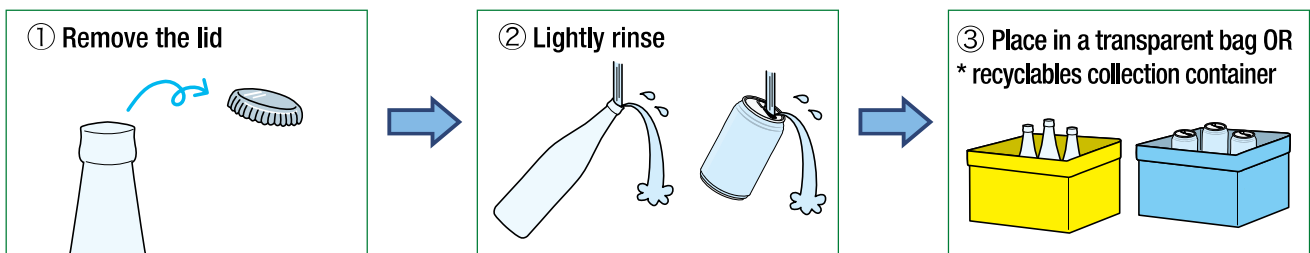


Items with the PET bottle mark

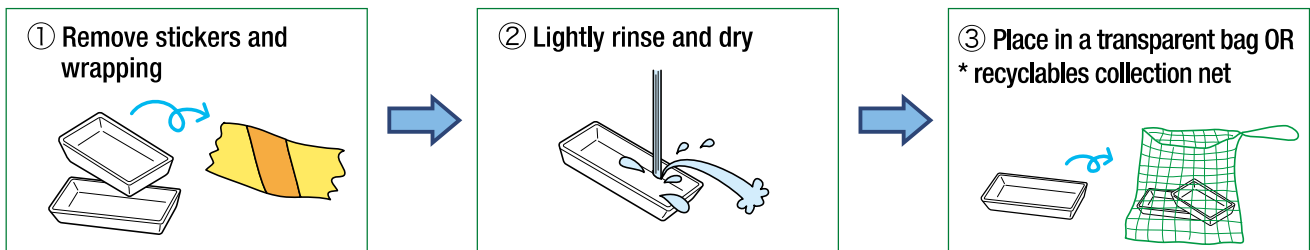


\* Caps and labels with the ♻️ mark \* Paper labels are **combustibles**

### Food and Drink Bottles and Cans



### Food Trays



\* Food trays (made of polystyrene foam) have the ♻️ mark, but in Katsushika City these are collected as **recyclables** and are recycled into higher quality items.

\* Trays that cannot be broken or pierced with a toothpick, instant noodle containers (paper containers are combustibles) and natto containers are to be washed and put out on the collection day for items with the ♻️ mark.

## ● Items that cannot be collected as recyclables

Bottles that held oil  
PET bottles used for other matter

⇒ **Combustible**

Cosmetic bottles  
Oil bottles  
Oil cans

⇒ **Non-combustibles**

Bottle caps (metal)

⇒ **Non-combustibles**

Recyclables (PET bottles, glass bottles, cans and plastic food trays)

# Recyclables (Paper)

\* To prevent theft, please refrain from putting out at night.  
 \* Please place garbage at the collection point by 8:00 am on collection day.

## ● How to Dispose of Paper (newspaper, magazines, cardboard, paper cartons etc.)

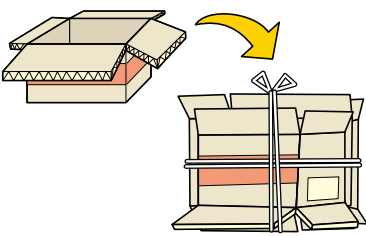
Collection occurs on rainy days. Please sort by item, bundle and tie with string.

### Newspaper




Advertising leaflets can be disposed with the newspaper

### Cardboard



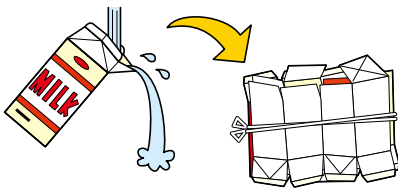
Boxes must be flattened

### Books · Magazines




Dispose of books, magazines, pamphlets, candy and gift boxes, and wrapping paper together.

### Paper Cartons (for drinks)



Rinse, dry, and then cut open.  
 (Dispose of items with aluminum coating as combustibles.)

### Other Paper

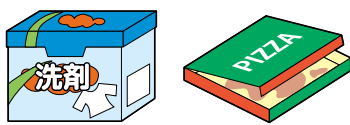


Dispose of small paper items such as note pads or small empty boxes by placing between the pages of magazines etc., and putting in paper bags (without plastic coating).  
 \* Remove plastic windows from envelopes and tissue boxes.  
 \* Dispose of the removed plastic as combustible garbage.

Recyclables (Paper)


Dispose of non-recyclable paper items on **combustible garbage days**.

### Unclean paper with odor and oil




Detergent or incense boxes      Pizza boxes

### Paper containing non-paper items such as gold, silver or aluminum foil and carbon paper.



Carbon copies of delivery slips etc.      Paper items that use gold, silver or aluminum foil.

### Special paper that has undergone special treatment such as waterproofing

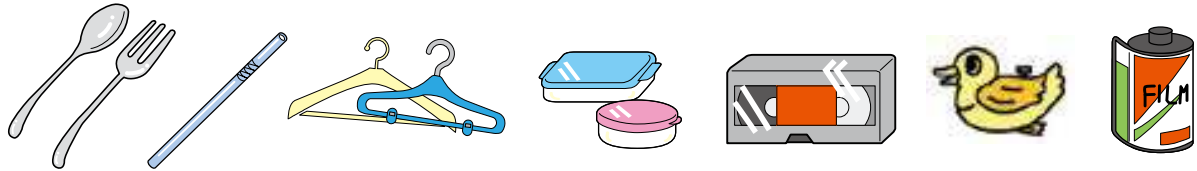


Paper cups, paper plates, yogurt containers etc.      Fold-out postcards      Iron transfer paper      Thermal paper      Photos and photo paper

# Combustibles

- \* Please place garbage at the collection point by 8:00 am on collection day.
- \* Each household is limited to three 45 liter bags on one day.

## Everyday plastic items, videotapes, other plastic items with the plastic mark that cannot be cleaned



Durable goods exceeding 30 cm on any side are considered oversized garbage (sodai gomi).

### Paper Waste




Non-recyclable paper and disposable diapers (flush excrement down the toilet)

### Food Scraps



Kitchen Scraps (drain well)

### Clothes



Can also be collected at drop-off sites (P13)

### Rubber Items



Rubber gloves, gumboots, rubber hoses etc.

### Leather Items



Shoes, bags, belts etc. (P13)

### Used Cooking Oil




Either coagulate or soak into a cloth. Can also be collected at drop-off sites (P14)

### Plastics used in home medical treatments



Intravenous bags and other plastic items. Put needles in a container and take them to a pharmacy or hospital. (P11)

### Small amounts of leaves and branches



- Small bundles ( $\leq 30$  cm diameter and 50 cm length)
- $\leq 10$  cm thick

## How to Dispose

- Place in a container with lid or in a transparent (or semi-transparent) plastic bag and dispose of at the collection point.
- If metal part cannot be removed from belts and bags made mainly of natural or synthetic leather, they may be disposed of as combustibles.



A container with a lid



- \* Please tie up bags before disposal
- \* Transparent or semi-transparent plastic bag

### \* Precautions

- Please drain food scraps well before disposal
- Wrap bamboo skewers and sharp plastic objects in paper and mark with the word 'キケン'.
- Do not use garbage bags from other local governments or waste disposal companies.

Oversized Garbage Collection Reception Center ☎ 0570-099-799 From 8:00 am to 7:00 pm  
Applications accepted every day except Year End and New Year holidays (Dec 29 to Jan 3)

# Non-combustibles

- \* Please place garbage at the collection point by 8:00 am on collection day.
- \* Each household is limited to three 45 liter bags on one day.

\* Never puncture spray cans or gas cartridges before disposal to avoid possible explosion

## Glassware and Ceramics



Wrap broken items in paper and mark with the word 'キケン'

## Spray cans, gas cartridges, lighters



Make sure to empty before disposal

## Bottles for cosmetic and chemicals, etc.




Please do not dispose of as recyclables

## Dry cell batteries



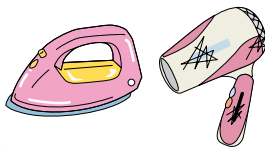
Can also be collected at collection points (P14)  
\* Rechargeable batteries and button cells can be dropped off at retailers.

## Aluminum Products



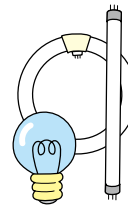
Aluminum foil, cooking stove covers

## Small home appliances 30 cm or under



Some small home appliances can also be collected at collection points (P14)

## Fluorescent tubes



Place in a cover before disposal

## Metals



Frying pans, pots, knives, cans of non-edible items

## Umbrellas



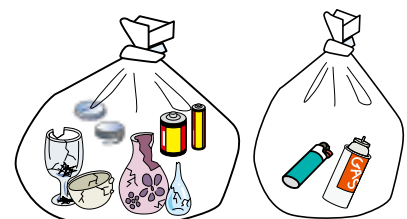
## How to Dispose

- Dispose of in a container with a lid, or in a transparent (or semi-transparent) plastic bag.
- Wrap sharp items such as glass and knives in paper and mark with the word 'キケン'



A container with a lid

OR



Transparent plastic bag

## Request from the Refuse Collection Office

Fires and explosions in garbage collection vehicles and disposal facilities are a frequent occurrence. Always be sure to empty spray cans, gas cartridges and lighters, and place in a bag separate from other non-combustible garbage.



## Dispose of items containing mercury on "non-combustible garbage days"

Operations of incinerators at multiple disposal plants within the 23 wards have ceased due to waste containing mercury. This impacts the lives of citizens negatively because when an incinerator ceases operations, it takes not only time and money to restart operations, but also causes delays in garbage collection. We ask you for cooperation in sorting garbage correctly.

Examples of waste containing mercury	How to Dispose
Glass thermometers / blood pressure monitors / fluorescent tubes	<b>Non-combustibles</b>
Dry cell batteries (alkaline / manganese)	Ward facility collection points (P.14)*
Rechargeable batteries, button cells	Home appliances retailer drop-off sites


\* Dispose dry cell batteries, fluorescent tubes, rechargeable batteries and button cells at the collection point on **non-combustible garbage days**.



# Items that Cannot be Collected by the City

## Recyclable Home Appliances

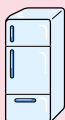
Air conditioners



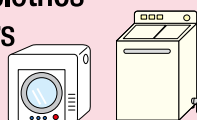
TVs



Refrigerators and freezers



Washing machines and clothes dryers



Recycling these items is mandated under the Home Appliance Recycling Law. Please dispose of them in the following ways.

◆ Request pickup by the retailer where the item was purchased, or where you are buying the replacement.

【 Cost 】

Collection and Transport fee

+

Recycling Fee

◆ Home Appliance Recycling Reception Center Applications

☎ 0570-087200

( Hours: Monday to Friday, 9:00 AM to 5:00 PM, excluding Dec 29 to Jan 3. )

【 Cost 】

Collection and Transport fee

+

Recycling Fee

◆ Dropoff at a designated location (Please contact directly)

【 Cost 】 Recycling fees only

Drop-off locations near Katsushika City (designated locations)

Shirai Eco Center Co., Ltd 5-16-28 Iriya, Adachi City	☎ 03-3857-0236
Josho Express Co., Ltd 4-3-22, Minami-Hanahata, Adachi City	☎ 03-5851-8044
Okayama Pref. Freight Transportation Co., Ltd, Edogawa Office Building 2, Kasai Truck Terminal, 4-3-1 Rinkaicho, Edogawa-City	☎ 03-5667-7060

\* Open from Monday to Saturday (Excluding national holidays, summer holidays, and the Year End and New Year holidays)  
From 9:00 am to 4:30 pm (closed between 12:00 pm and 1:00 pm)

## Computers

**Request the manufacturer**

If the manufacturer is unknown

**PC3R Promotion Association**

☎ 03-5282-7685

Homepage <http://www.pc3r.jp>

**Cooperating Operators**

**Renet Japan Recycle Co., Ltd**

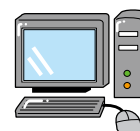
Data erasing will incur a fee.

Collected by courier free of charge.

For information please contact via the website or telephone.

☎ 0570-085-800

Homepage <https://www.renet.jp/>



【 Regarding erasing data when registering with Renet Japan Recycle 】

When you register, you must decide 'Erase data myself (free)' OR 'Erase data support (fees apply)'.

(1) If you choose to erase data yourself, select 'Erase data myself (free)' and use the free erasing software (downloadable after registration).

\* If you are unable to erase the data yourself, send the computer as it is. The data will be erased at a nationally certified factory and recycled appropriately.

(2) If you want support in data erasing, select 'Erase data support (fees apply)' which will erase data and issue a certificate.

Oversized Garbage Collection Reception Center ☎ 0570-099-799 From 8:00 am to 7:00 pm  
Applications accepted every day except Year End and New Year holidays (Dec 29 to Jan 3)

# Items exceeding 30 cm on any side is considered 'oversized garbage'

\* Personal computers and items subject to Home Appliance Recycling Law cannot be collected. (See P 8).

\* Oversized garbage generated from business activities cannot be collected by the city. Please hire a licensed company for disposal.

## Advance application is required for oversized garbage items

### ① Before application

Measure the height and width of the item



Applications less than 2 days in advance will not be accepted. Please make your application well in advance.

Applications are also required for items delivered to the center. Information regarding dates and fees for collection (drop off) items will be provided.

### ② Make application

Applications accepted every day except Year End and New Year holidays (Dec 29 to Jan 3)

## Oversized Garbage Collection Reception Center



Decide to deliver the garbage or have it collected

### Internet

24hours (excluding Year End and New Year holidays)  
[https://ecolife.e-tumo.jp/katsushika\\_sodai-u/](https://ecolife.e-tumo.jp/katsushika_sodai-u/)



\* After registering your email address you will be sent a confirmation email from the center. Please open the URL provided in the email and complete your application by selecting items on the screen.



### If you decide to drop off

- ◆ For drop-offs, the person applying must be the person bringing the item in (Please show identification such as a driver's license.)
- ◆ Depending on the item, disposal fees may be free or half the collection fee
- ◆ Each household may dispose of up to 30 items in one fiscal year

### Telephone

Applications accepted From 8:00 am to 7:00 pm



**0570-099-799**

There is an extremely large number of wrong numbers called. Please ensure you dial the correct number.

\* Phone lines are extremely busy on Mondays and mornings after public holidays. Please apply in the afternoon, or another day of the week, when it is relatively easier to connect with an operator.

## ③ Buying Tickets for Disposal of Oversized Garbage Items



Purchase 'Katsushika Oversized Garbage Disposal Tickets' of the amount specified by the Oversized Garbage Collection Reception Center on application at handling facilities (convenience stores, supermarkets etc.).

\* When there is no fee for drop-off (items with a collection fee of under 300 yen), there is no need to buy a ticket.



## ④ Putting Out Items for Collection

Please put items out on the set date by 8:00 am at the designated location (for housing complexes, please take to the first floor).

◆ Please write the following information in the name field on the tickets:

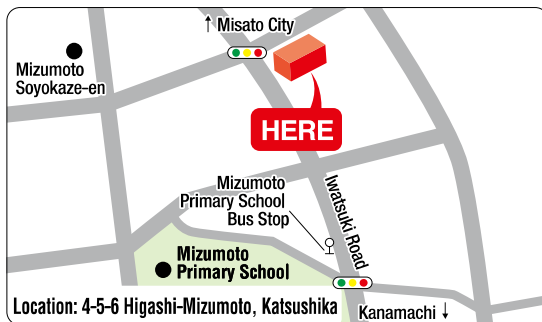
- Scheduled collection date
- Name (apartment number for housing complexes) or the 5 digit number given at the time of application
- Attach the required number of tickets on the item to be easily visible



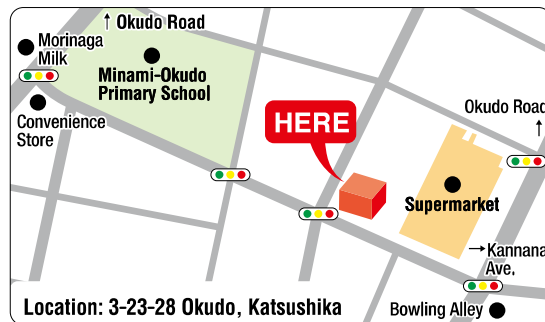
## ⑤ Drop off

Bring the item to the designated facility between 8:00 am and 4:00 pm on the date set when you applied. Please bring your driver's license or another form of ID to confirm your address. Each household may dispose of up to 30 items in one fiscal year. Vehicles that can be used to bring garbage must be a private or rental car up to 2t., in principle.

**Katsushika East (Higashi-Mizumoto) Oversized Garbage Drop-Off Station (within Tohoku Transport)**



**Katsushika West (Okudo) Oversized Garbage Drop-Off Station (within Toto Transport)**



Drop-off facilities are close to schools. Please drive carefully.

Please take care not to have accidents with other vehicles or people on the collection points.

◆ Drop-Off Station Procedures

1. We will confirm your identity by your driver's license, health insurance card, or another form of ID.
2. Please be responsible for transferring the garbage to a place designated by staff.
3. The item will be checked to confirm it is the item registered, and then stowed at the center.

## Main Disposal Fees for Oversized Garbage

Collection Fees	Drop-Off Fees	Electrical /Gas/Petroleum equipment	Furniture / Bedding / Room fixtures	Other
¥ 300	¥ 0	Vacuum cleaners, electric fans, lighting, heaters (excluding kerosene fan heaters), air purifiers, humidifiers, microwave ovens, rice cookers, toasters, gas stoves etc.	Chairs (excluding sofas), comforters, rugs (1.8m <sup>2</sup> or under), mattresses (without springs) etc.	Video decks, DVD recorders, printers (20 cm or under in height), suitcases, baby strollers, bicycles (under 16 inch) etc.
¥600	¥ 300	Fan heaters	Rugs (over 1.8m <sup>2</sup> )	Printers (over 20 cm and 30 cm or under in height)
¥800	¥ 400		Lounge Chair	Bicycles (16 inch or over), cribs
¥1,200	¥ 600	Gas ovens	Single bed frame, mattresses	Printers (over 30 cm in height), massage Chair
¥2,000	¥ 1,000		Two-seater sofas and larger, double bed	Organs / Treadmills
¥2,800	¥ 1,400		Double pedestal desk	Ping pong tables (and billiard tables)

**Oversized Garbage Collection Reception Center ☎ 0570-099-799** From 8:00 am to 7:00 pm  
Applications accepted every day except Year End and New Year holidays (Dec 29 to Jan 3)

# Announcements (Non-Ordinary Garbage, Pet Burials etc.)

## Non-Ordinary Garbage

The limit for household garbage that can be collected at one time is three 45 liter bags per household. Fees are required for large quantities of garbage produced in a single time by moving, cleaning, or tree pruning. Please contact the Refuse Collection Center for application in advance.

- \* Personally delivering household garbage directly to the incinerator or the Refuse Collection Center is prohibited.
- \* Place a Katsushika City Oversized Garbage Disposal Ticket corresponding to the size of the garbage bag on each bag.

\* **List of Fees**

Category	45 liters	70 liters
1 bag	¥300	¥500
Oversized Garbage Disposal Ticket	B Ticket	A Ticket + B Ticket

\* The fees are applicable as of March, 2023. Fees are subject to revisions and change.

## Empty Gas Cartridges and Spray Cans

\* Puncturing these items is dangerous!

Gas cartridges, spray cans and lighters contain highly flammable gases, and leftover gas from these items is a leading cause of fire in collection vehicles and disposal factories. Completely empty gas cartridges and spray cans without puncturing them, then place in a bag separate to other non-combustible garbage.



\* **Gas cartridges and spray cans that cannot be emptied.**

Inquire with the manufacturer written on the can or gas cartridge, or at the locations below.

Category	Inquiries	Contact / Website
Gas cartridges	Gas Cartridges Customer Center	Tel: 0120-14-9996
Spray Cans	Japan Aerosol Association	Tel: 03-5207-9850
Lighters	The Japan Smoking Articles Corporate Association	<a href="http://www.jasca.or.jp/info/throw.html">http://www.jasca.or.jp/info/throw.html</a>

## Pet Burial and Animal Carcasses

**Pet dogs and cats, and other pet carcasses, as well as animal carcasses found on private roads or property whose owner is unknown**

The Refuse Collection Center will pick up animal carcasses for a fee (¥2,600 per animal). The Refuse Collection Center can collect animal corpses under 25 kg in weight.

\* Caution

- Please place the animal in a cardboard box or plastic bag before collection. Please do not put the animal in containers that are difficult to burn such as metal or plastic containers.
- Cremation and burials are performed by special service providers; however, they are not performed individually so bones cannot be returned.

⇒ **When found on a public road (Please be aware that the place to contact changes depending on where the carcass is found.)**

Road	Ward Roads	Road Maintenance Office	03-5654-9590
	Prefectural Roads	Refuse Collection Center	03-3693-6113
	National Roads	Ministry of Lands, Infrastructure, Transport and Tourism, Kameari Branch	03-3600-5541

## Hypodermic Needles Used at Home

Hypodermic needles used in home medical care are to be returned to the pharmacy or hospital where they were prescribed in order to prevent injury, accident and infection of sanitation workers. Never place at collection points.



Receive a prescribed syringe at a pharmacy



Place in the container provided by the pharmacy



Return to the pharmacy with this mark

**Oversized Garbage Collection Reception Center ☎ 0570-099-799** From 8:00 am to 7:00 pm  
Applications accepted every day except Year End and New Year holidays (Dec 29 to Jan 3)

# Anti-Bird Nets and Recyclables Collection Goods Provided Free

To prevent crows and other wild animals rummaging through garbage at collection points, to prevent garbage being blown by strong winds, and to increase the rates for recycling for glass, PET bottles, cans and food trays, we provide anti-bird net covers, and recyclables collection containers and nets free of charge to individual collection points.

● **Eligibility** Those responsible for and managing collection points. This includes putting nets away after collection.


(\* Items are available for use by individuals at collection points and are not available for exclusive business use.)

● **Inquiries and Applications** Refuse Collection Center 03-3693-6113

## ● Types of Equipment Available

### ● Anti-Bird Netting

Type	Size	Issuing Criteria
Small	1.5m × 1.5m	For up to 3 households
Medium	2.0m × 3.0m	For up to 10 households
Large	3.0m × 4.0m	For 11 households and more



### ● PET bottle recycling bags



### ● Food tray recycling bags



After collection, please fold and store.

Size	Dimensions	Number of Households	
		PET Bottle	Food Tray
Extra Large	1.2 m × 1.0 m	For more than 20 households	For more than 40 households
Free-Standing Type	0.7 m × 0.4 m × 0.4 m	For more than 10 households	For more than 20 Households
Small	0.7 m × 0.7 m	For more than 5 households	For more than 10 households

### ● Recyclables Collection Containers



Type	Color	Size	Issuing Criteria
Bottles	Yellow	53 cm (width) x 37 cm (depth) x 32 cm (height)	1 per approx. 10 households
Cans	Blue		1 per approx. 5 households

### Precautions for Use and Requests

1. After collection, promptly put away the nets and containers so they do not block the passage of pedestrians or bicycles, and ensure they are not stolen.
2. Keep the equipment clean and undamaged.
3. Do not tie nets to electric poles or guard rails
4. This equipment is generally not distributed in 'clean-up areas' near stations and shopping arcades. Please make use of containers such as plastic buckets if crows are causing severe damage.

**Oversized Garbage Collection Reception Center ☎ 0570-099-799** From 8:00 am to 7:00 pm  
Applications accepted every day except Year End and New Year holidays (Dec 29 to Jan 3)

\* Recyclable collection points are for privately used items only. Items from businesses cannot be collected.

# Used Cloth (Clothing) Collection Points


Collected items are reused or repurposed as rag.


## Collectable Items

 Every type of clothing (except rubber and vinyl products), underwear, towels, handkerchiefs, sheets, curtains, bags, leather goods and more.




## Uncollectable Items

 Items soiled with dirt or oil, comforters, pillows, mattresses, carpet, raincoats, stuffed animals, quilted jackets, dirty items



## How to Dispose



**\* Caution** Do not place in paper bags or cardboard boxes. Always use a tightly closed plastic bag.  
If you are unable to deliver to the collection points, dispose on combustible garbage days. Regarding blankets, please apply for oversized garbage.

## List of Collection Dates and Sites

Items are collected during rainy weather.  
Items are not collected during the Year End or New Year or national holidays.

Area and Drop-Off Sites		Collection Dates	Area and Drop-Off Sites		Collection Dates	
Aoto	<b>Techno Plaza Katsushika</b> (7-2-1 Aoto) In front of the main entrance	1 <sup>st</sup> Thursday of every month 3:00 pm-4:30 pm	Niijuku	<b>Refuse Collection Office, Niijuku Branch</b> (3-17-5 Niijuku) Niijuku Annex North side	4 <sup>th</sup> Saturday of every month 9:30 pm-11:00 am	
		4 <sup>th</sup> Saturday of every month 3:00 pm-4:30 pm			4 <sup>th</sup> Saturday of every month 9:30 am-11:00 am	
Okudo	<b>Sports Center</b> (7-17-1 Okudo) Near the bulletin board in front of the javelin thrower statue	4 <sup>th</sup> Thursday of every month 12:30 pm-2:00 pm	Higashi-Horikiri	<b>Higashi Yotsugi District Center</b> (1-20-4 Higashi Yotsugi) In front of the center	4 <sup>th</sup> Thursday of every month 9:30 am-11:00 am	
Nishi-Kameari	<b>Nakamichi Park</b> (1-3-1 Nishi-Kameari) Inside the south entrance of the park	4 <sup>th</sup> Thursday of every month 12:30 pm-2:00 pm	Horikiri	<b>Wellpia Katsushika</b> (3-34-1 Horikiri) In front of the gymnasium in the center	3 <sup>rd</sup> Thursday of every month 12:30 pm-2:00 pm	
Kameari	<b>Kameari Park</b> (5-36-1 Kameari) Inside the southeast entrance of the park	2 <sup>nd</sup> Thursday of every month 9:30 am-11:00 am 4 <sup>th</sup> Thursday of every month 9:30 am-11:00 am			<b>Minami-Ayase District Center*</b> (7-8-22 Horikiri) In front of the north warehouse for emergence goods	1 <sup>st</sup> Saturday of every month 9:30 am-11:00 am 3 <sup>rd</sup> Thursday of every month 3:00 pm-4:30 pm
Shibamata	<b>Kanamachi Park</b> (3-24-1 Shibamata) Inside the southwest entrance of the park	4 <sup>th</sup> Thursday of every month 3:00 pm-4:30 pm	Mizumoto	<b>Mizumoto District Center</b> (3-13-22 Mizumoto) Inside the east car park	2 <sup>nd</sup> Thursday of every month 12:30 pm-2:00 pm	
Shi-Koiwa	<b>Shin-Koiwa District Center</b> (2-17-1 Shin-Koiwa) South side	1 <sup>st</sup> Saturday of every month 12:30 pm-2:00 pm 4 <sup>th</sup> Thursday of every month 3:00 pm-4:30 pm			<b>Mizumoto Library</b> (1-7-3 Higashi-Mizumoto) In front of the emergency warehouse next to the health center	1 <sup>st</sup> Saturday of every month 3:00 pm-4:30 pm 2 <sup>nd</sup> Thursday of every month 9:30 am-11:00 am
Takasago	<b>Takasago District Center</b> (3-1-39 Takasago) To the back of the center	1 <sup>st</sup> Thursday of every month 9:30 am-11:00 am 3 <sup>rd</sup> Thursday of every month 9:30 am-11:00 am			<b>Nishi-Mizumoto District Center</b> (5-3-1-101 Nishi Mizumoto) Inside the car park	2 <sup>nd</sup> Thursday of every month 3:00 pm-4:30 pm
Permanent Collection Boxes	<b>Katsushika City Refuse Collection Center</b> (5-13-1 Tateishi)		<b>Akamatsu Shoten Co., Ltd</b> (4-16-11 Horikiri)		<b>Kyowa Kogyo Co., Ltd.</b> (7-26-12 Higashi-Kanamachi)	
	Mondays to Saturdays From 8:30 am to 5:00 pm (Excluding Dec 31 to Jan 3)		Mondays to Saturdays From 8:30 am to 4:00 pm (Excluding Dec 31 to Jan 3)		Mondays to Saturdays From 8:30 am to 4:00 pm (Excluding Dec 31 to Jan 3)	
	<b>Katsushika Eco-Life Plaza</b> (1-9-1 Tateishi) 1 <sup>st</sup> Fl. Unused daily goods sales area		<b>Katsushika East Oversized Garbage Drop-Off Station</b> (4-5-6 Higashi-Mizumoto)		<b>Katsushika West Oversized Garbage Drop-Off Station</b> (3-23-28 Okudo)	
	Every day except Thursdays From 9:00 am to 6:00 pm (Excluding Year End and New Year holidays, and special days for reorganizing Tateishi Library)		Every day From 8:30 am to 4:00 pm (Excluding Dec 31 to Jan 3)		Every day From 8:30 am to 4:00 pm (Excluding Dec 31 to Jan 3)	

\* Drop-off sites, dates and times are subject to change. Changes are announced in the Katsushika Ward newsletter Koho Katsushika.

\* Please be aware that collection times of permanent collection sites differ depending on the facility.

\* There will be no collection from November 2023 to March 2024 at the Minami Ayase District Center due to facility renovations.




**Oversized Garbage Collection Reception Center ☎ 0570-099-799 From 8:00 am to 7:00 pm**  
Applications accepted every day except Year End and New Year holidays (Dec 29 to Jan 3)

\* **Recyclable collection points sites are for privately used items only. Items from businesses cannot be collected.**

## List of facilities to drop off small home appliances, batteries, used cooking oils etc.

\* ● indicates the items collected at each facility. Blank fields indicate items not collected.

\* Please drop off items during business hours. Hours and holidays differ depending on the facility.

Areas (Japanese alphabetical order)	Facility Name ★ only collect used cooking oils	Location	Small home appliances	Batteries (manganese / alkaline batteries)	Ink cartridges * Toner cartridges are not accepted	Used cooking oil
						
Aoto	Aoto District Center	5-20-6 Aoto	●	●	●	●
Okudo	Okudo District Center ★	3-9-17 Okudo				●
	Okudo Sports Center	7-17-1 Okudo	●	●	●	
Ohanajaya	Ohanajaya District Center ★	2-1-12 Ohanajaya				●
	Ohanajaya Library	2-1-15 Ohanajaya	●	●	●	
	Kameari Learning Center	3-5-6 Ohanajaya	●	●	●	●
Kanamachi	Chuo Library	6-2-1Kanamachi			●	
Kamakura	Kamakura Library	2-4-5Kamakura	●	●	●	●
Kameari	Kameari District Center	7 <sup>th</sup> Fl, Lirio, 3-26-1 Kameari	●	●	●	
	Kameari Library	1-17-5 Kameari	●	●	●	
Shibamata	Shibamata District Center ★	1-38-2 Shibamata				●
	Shibamata Learning Center	5-33-8 Shibamata	●	●	●	
Shin-Koiwa	Shin-Koiwa District Center	2-17-1 Shin-Koiwa	●	●	●	●
Takasago	Takasago District Center	3-1-39 Takasago	●	●	●	●
Takaramachi	Yotsugi District Center	1-1-22 Takaramachi	●	●	●	●
Tateishi	Katsushika Eco-Life Plaza	1-9-1 Tateishi	●	●	●	
	Katsushika City Office (1st Fl, Annex, Main Entrance)	5-13-1 Tateishi		●	●	
	Katsushika City Office (2nd Fl, Main Entrance)	5-13-1 Tateishi	●			
	Katsushika City Office Garbage and Recycling Division 4th Flo, Main Building	5-13-1 Tateishi	●			
	Refuse Collection Office	5-13-1 Tateishi	●		●	●
	Tateishi District Center ★	4-23-17 Tateishi				●
Nishi-Mizumoto	Nishi-Mizumoto District Center ★	5-3-1 Nishi-Mizumoto				●
Nijjuku	Nijjuku District Center ★	4-1-10 Nijjuku				●
Higashi-Kanamachi	Kanamachi District Center	1-22-1 Kanamachi	●	●	●	●
	Higashi-Kanamachi District Center ★	5-33-6 Higashi-Kanamachi				●
Higashi-Shinkoiwa	Kamikomatsu Library	3-12-1 Higashi-Shinkoiwa	●	●	●	
	Shinkoiwa District Center	6-21-1 Higashi-Shinkoiwa	●	●	●	●
Higashi-Tateishi	Higashi-Tateishi District Center ★	2-15-7 Higashi-Tateishi				●
Higashi-Mizumoto	Mizumoto Library	1-7-3 Higashi-Mizumoto	●	●	●	
Higashi-Yotsugi	Higashi-Yotsugi District Center	1-20-1 Higashi-Yotsugi	●	●	●	●
Horikiri	Horikiri District Center	3-8-5 Horikiri	●	●	●	●
	Minami-Ayase District Center	7-8-22 Horikiri	●	●	●	●
Mizumoto	Mizumoto District Center ★	3-13-22 Mizumoto				●
Minami-Mizumoto	Mizumoto Learning Center	2-13-1 Minami-Mizumoto	●	●	●	

Inquiries

Small home appliances / batteries / ink cartridges

Refuse Collection Office ☎ 03-3693-6113

Used cooking oil

Environment Division ☎ 03-5654-8228

Oversized Garbage Collection Reception Center ☎ 0570-099-799 From 8:00 am to 7:00 pm  
Applications accepted every day except Year End and New Year holidays (Dec 29 to Jan 3)

# Return to pharmacies with this mark

## List of Trash and Recyclables by Category

- 可燃 (kanen): Combustibles ●不燃 (funen): non-combustibles ●プラ (pura): Plastic
- 資源 (shigen): PET bottle, glass bottles, cans, food trays, used paper
- 粗大 (sodai): Oversized Trash (requires application and fee)
- 不可 (fuka): Cannot be collected by the ward

\*Items exceeding 30 cm on any side is considered an **Oversized Trash**.

\*Oversized Trash produced by businesses cannot be collected by the ward.

\*Please make sure items with the recyclable or plastic mark are **clean**.

Items with the plastic mark but are dirty and difficult to clean are to be put out with **combustibles**.

C=Combustible N=Non-combustible P=Plastic R=Recyclable O=Oversized U=Uncollectable

Item Category		C	NC	P	R	O	U	Notes
あ	Cold compresses (cooling pillows)	●						
	Oil (industrial)						●	Consult a specialist
	Oil (cooking)	●						Either coagulate or soak up with a cloth.
	Bottles and cans of oil (cooking)		●					
	Rainwear (raincoats)	●						
	Albums	●						
	Aluminum foil, aluminum plates, pots		●					
い	Stone						●	Consult a specialist
	Costume case					●		
	18-liter drum		●					Do not use as a trash container.
	Medicine bottles (glass)				●			Cold medicine, supplements
	Drink bottles and cans				●			Wash before throwing out.
う	Plant pots (ceramic, earthenware)		●					
	Plant pots (plastic)	●						
	Flotation tubes (recreational)	●						Remove air.
え	Air conditioner (indoor/outdoor)						●	Return to a home electronics retailer.
	Extension cord						●	Return to a home electronics retailer.
	Extension cord		●					Cord reels are considered Oversized Trash
お	Microwave oven					●		Oversized Trash from businesses cannot be collected.
	Cookie tins (cookies, candy)				●			
	Diapers (disposable or cloth)	●						Remove grime.
	Toys (metal)		●					Remove batteries.
	Toys (plastic)	●						Remove batteries and motors to the extent possible.
	Folded leaflets				●			
か	Curtains	●						
	Curtain rails					●		Oversized Trash from businesses cannot be collected.
	Carbon paper	●						Paper is coated with plastic.
	Heating pads (disposable heating pads)		●					
	Mirrors		●					Big objects are considered "Oversized Trash" (sodai gomi)
	Umbrellas		●					Paper umbrellas are considered Combustible
	Snack boxes (paper)				●			Gold or silver leafing is considered Combustible
	Snack packaging and individual wrapping (candy, crackers, chocolate)			●				Plastic items
	Gas burners, gas tables					●		
	Cassette burners (tabletop)		●					Remove batteries.
	Gas Cassettes		●					Be sure to empty all content.
	Camera		●					
	Packing material (plastic)			●				
	Dry cell batteries (manganese, alkaline, and lithium-1 batteries)		●					
	Thermal paper (fax machines, receipts)	●						
	き	Branches and trees (under 10 cm thick and 50 cm long)	●					
Milk pack					●			Rinse, open, and dry.
く	Cooler box	●						Items exceeding 30 cm are considered "Oversized Trash" (sodai gomi)
	Skewers (bamboo)	●						Make sure these items do not pose any danger



# Trash and Recyclables Sorting Almanac

● Combustible ● Non-combustible ● Plastic Mark ● Recyclables  
 ● Oversized Trash (sodai gomi) ● Items the ward cannot collect

C=Combustible R=Recyclable  
 N=Non-combustible O=Oversized  
 P=Plastic U=Uncollectable

Item Category	C	NC	P	R	O	U	Notes
＜ Medicine (pill) sheets			●				
け Fluorescent light tubes		●					Place in a case and make sure it poses no danger.
Mobile phones		●					Small home appliance drop-off locations may be used as well (page 14)
Gaming devices (handheld)		●					Small home appliance drop-off locations may be used as well (page 14)
Game software	●						
Makeup bottles		●					Not recyclable
Ketchup tubes or bottles (plastic)			●				Wash or otherwise clean the item before throwing away
こ Cups (glass, ceramic, metal)		●					
Cups (plastic)	●						
Rubber products	●						
Rubber gloves and boots	●						
さ Paper (snack or tissue boxes, wrapping paper)				●			
Magazines				●			
Floor cushions					●		
し CDs/MDs	●						
Bicycles					●		
Photographs	●						
Shampoo or conditioner refill packs			●				Wash or otherwise clean the item before throwing away
Shampoo or conditioner pump bottles			●				Wash or otherwise clean the item before throwing away
Rugs					●		
Fire extinguishers						●	Consult the manufacturer
Food tray (polystyrene foam that can be poked with a toothpick)				●			Both colored or white ones can be put out for collection.
Food tray (plastic that cannot be poked with a toothpick)			●				Wash or otherwise clean the item before throwing away
Food storage containers (tupperware, freezer bags)	●						
Cooking oils	●						Either coagulate or soak up with a cloth.
Tableware (metal, ceramic)		●					
Tableware (plastic, wooden)	●						
Newspaper				●			
す Water bottles		●					Plastic children's items are considered Combustible
Rice cooker (under 30 cm)		●					Items exceeding 30 cm are considered "Oversized Trash" (sodai gomi)
Suitcase (carry case)					●		
Sand						●	Consult a specialist
Spray Cans		●					Be sure to empty all content.
Charcoal	●						
せ Cement						●	Consult a specialist
Incense box	●						Not recyclable
Electric fan					●		Oversized Trash from businesses cannot be collected.
ぞ Vacuum cleaner					●		
た Thermometer (glass body)		●					
Fireproof safety box						●	Consult a specialist
Tire (including wheels)						●	Consult a specialist
Tile						●	Consult a specialist
Tupperware (airtight plastic container)	●						
Dumbbells (metal)		●					Items over 10 kg are "Oversized Trash" (sodai gomi)
つ Pickling stones (actual stone)						●	
Pickling stone (plastic)		●					Items over 10 kg are "Oversized Trash" (sodai gomi)
Soil						●	Consult a specialist
て Tables					●		
Electrical cords		●					
Calculators		●					Small home appliance drop-off locations may be used as well (page 10)
と Toasters		●					Items exceeding 30 cm are considered "Oversized Trash" (sodai gomi)

# Trash and Recyclables Sorting Almanac

● Combustible   
 ● Non-combustible   
 ● Plastic Mark   
 ● Recyclables  
● Oversized Trash (sodai gomi)   
 ● Items the ward cannot collect

C=Combustible    R=Recyclable  
 N=Non-combustible    O=Oversized  
 P=Plastic    U=Uncollectable

Item Category	C	NC	P	R	O	U	Notes	
Hair dryer		●						
				●				
		●						
な Natto packs			●				Wash or otherwise clean the item before throwing away	
に Rechargeable batteries		●					If possible, return to a drop-off box at an electronics store	
ぬ Stuffed animals	●						Items exceeding 30 cm are considered "Oversized Trash" (sodai gomi)	
ね Clay (paper, oil)	●							
の Oral medicine (pills, granules)	●						Liquid medicines cannot be collected	
は Ash and soot (from households)	●						Please dampen in such a way that it does not splash	
				●			Put out as paper	
		●					Items exceeding 30 cm are considered "Oversized Trash" (sodai gomi)	
	●						Items exceeding 30 cm are considered "Oversized Trash" (sodai gomi)	
		●					Make sure these items do not pose any danger	
						●	Consult a specialist	
				●			Items securing fish boxes or electric products. Wash or otherwise clean the item before throwing away	
	●							
	●						Soak in water	
				●			Wash or otherwise clean the item before throwing away	
		●						
	●							
					●			
	ひ Beer cases					●		If possible, return to the liquor store
					●			If possible, return to the liquor store
		●						
						●		
					●			Items with vinyl coating are considered Combustibles
●								
ふ Facsimiles (general household items)					●		Oversized Trash from businesses cannot be collected.	
					●		Always remove the kerosene.	
				●			Envelopes with plastic windows are considered Combustibles.	
				●				
			●				Items purchased at accessory shops are considered Combustibles	
						●		
		●						
	●						Items exceeding 30 cm are considered "Oversized Trash" (sodai gomi)	
へ Beds					●		Oversized Trash from businesses cannot be collected.	
					●		Oversized Trash from businesses cannot be collected.	
				●			Seasoning such as alcohol, soy sauce, and mirin for cooking	
			●					
						●		
	●						Remove the metal parts and put out with Non-combustibles	
	●							
		●						
						●	However, volatilized, dried, and hardened paints can be put out with Non-combustibles	
	●						Items used at home	
			●				Items not pierced with toothpicks Wash before throwing out.	
	ほ Kitchen knives		●					Wrap in paper and write "Danger".
		●						
		●					Items exceeding 30 cm are considered "Oversized Trash" (sodai gomi)	
●							Items exceeding 30 cm are considered "Oversized Trash" (sodai gomi)	
		●					Items exceeding 30 cm are considered "Oversized Trash" (sodai gomi)	

# Trash and Recyclables Sorting Almanac

● Combustible ● Non-combustible ● Plastic Mark ● Recyclables  
 ● Oversized Trash (sodai gomi) ● Items the ward cannot collect

C=Combustible R=Recyclable  
 N=Non-combustible O=Oversized  
 P=Plastic U=Uncollectable

Item Category		C	NC	P	R	O	U	Notes
	Hot plate					●		
	Plastic tank	●						*Items exceeding 20 liters are Oversized Trash. Remove all kerosene.
	Refrigerants	●						
ま	matches (unused)						●	Consult a specialist
	Matches (must be used)	●						Soak in water
	Magic markers (metal)		●					
	Magic markers (plastic)	●						
	Cutting boards (plastic, wooden)	●						Items exceeding 30 cm are considered "Oversized Trash" (sodai gomi)
	Mayonnaise tubes			●				Wash or otherwise clean the item before throwing away
	い	Insect cages (plastic)	●					
め	Glasses (with glass lenses or metal frames)		●					
	Glasses (made entirely of plastic)	●						
も	Rulers (wooden, plastic)	●						
	Clotheslines and drying stands					●		
や	Tea kettles		●					
	Chemicals (pesticides, paint thinner, poisons)						●	Consult a specialist
	Chemical bottles		●					
	Chemical bottles	●						
ゆ	Colored food trays (polystyrene foam)					●		Wash before throwing out.
	Hot water bottles (metal)		●					
	Hot water bottles (plastic)	●						
よ	Yogurt containers (paper)	●						
	Yogurt containers (glass bottles)				●			Wash before throwing out.
	Yogurt containers (plastic)			●				Wash or otherwise clean the item before throwing away
ら	Lighters (emptied, metal)		●					Be sure to empty all content.
	Radios		●					Items exceeding 30 cm are considered "Oversized Trash" (sodai gomi)
	Radio cassette players		●					Items exceeding 30 cm are considered "Oversized Trash" (sodai gomi)
	Wrap tubes (cardboard)					●		
	Wrap film (used at home)	●						
	Wrap film (contained a product)			●				Labels or price tags that cannot be removed may be left as is.
り	Reels (for fishing)		●					
	Recorder (flute)	●						
	Remote controllers	●						Remove batteries.
	Backpacks	●						
れ	Refrigerators						●	Return to a home electronics retailer.
	Freezers						●	Return to a home electronics retailer.
	Freezer bags			●				
	Records	●						
	Receipts	●						
	Plastic shopping bags			●				
	Tarp	●						
	Brick						●	Consult a specialist
	Range cover (aluminum)		●					
	Lens		●					
ろ	Rope (nylon, cloth)	●						
	Roller skate (for children, plastic)	●						
	Roller blades	●						
	Word processors					●		
わ	Wine bottles (PET)				●			
	Rubber bands	●						
	Japanese paper				●			

# To All Business Owners in Our Ward

## Business-related garbage must be handled by the company according to the law.

When putting recyclables or trash in the garbage collection area, **the maximum amount that can be thrown out at one time is 90 ℓ (two 45 ℓ bags)**. Be sure to attach a Paid Business-Related Waste Disposal Ticket (paid sticker) issued by Katsushika Ward with your **company name** clearly written, using the following as a guideline.

**Trash exceeding 90 ℓ or without the paid sticker cannot be collected by the ward.**

The following association will introduce licensed collection companies to companies whose output of business-related garbage exceeds 90 ℓ at a time. (Licensed collection companies can be searched on the Ward's website)

## Tokyo Environmental Hygiene Cooperative Business Association, Katsushika Ward Branch, Telephone: 03-5672-1640

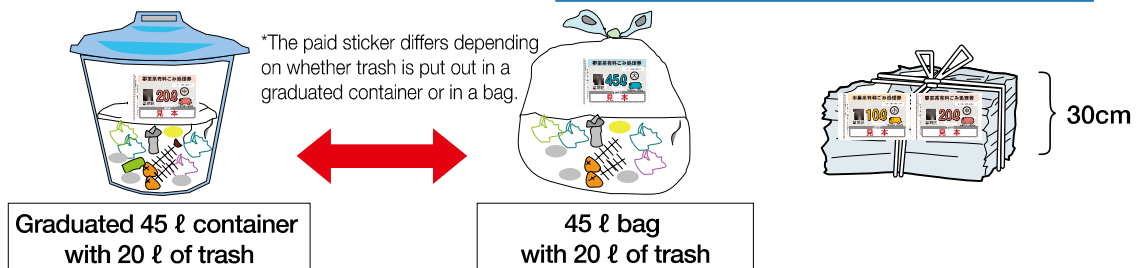
Ticket Type	Current Fees	Fees from October 2023
10 ℓ ticket (10 tickets per set)	¥ 760	¥ 870
20 ℓ ticket (10 tickets per set)	¥ 1,520	¥ 1,740
45 ℓ ticket (10 tickets per set)	¥ 3,420	¥ 3,910
70 ℓ ticket (5 tickets per set)	¥ 2,660	¥ 3,045

\* Previously issued Paid Waste Disposal Tickets can be exchanged for the tickets currently issued when you pay the difference at the Refuse Collection Center information counter (same type, same number of tickets).



Combustible & Non-combustible Trash .....  
 Plastic Containers and Packaging  
 PET Bottles & Food Trays

When putting trash out in graduated containers (with measurement mark inside), attach a sticker that corresponds to the amount of trash. When putting out trash in bags, attach a sticker that corresponds to the capacity of the bag, regardless of the amount of trash inside.



- Paper packages, paper, magazines, newspapers ..... Paid 10 ℓ seals, stacked 10 cm thick
- Cardboard ..... Paid 10 ℓ sticker per two pieces, based on the size of a box of oranges
- Fluorescent light tubes (length: roughly 120 cm) ..... Paid 10 ℓ sticker per five tubes
- Umbrellas ..... Paid 10 ℓ sticker per three umbrellas
- 18-liter drum ..... Paid 10 ℓ sticker per drum